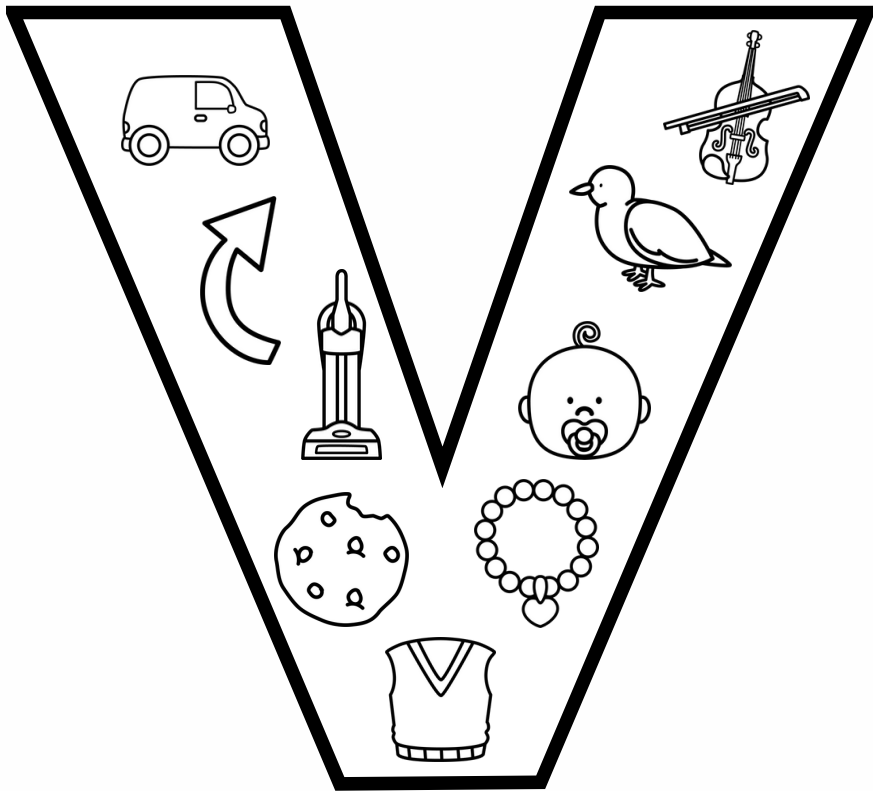


Color

# the LETTER V

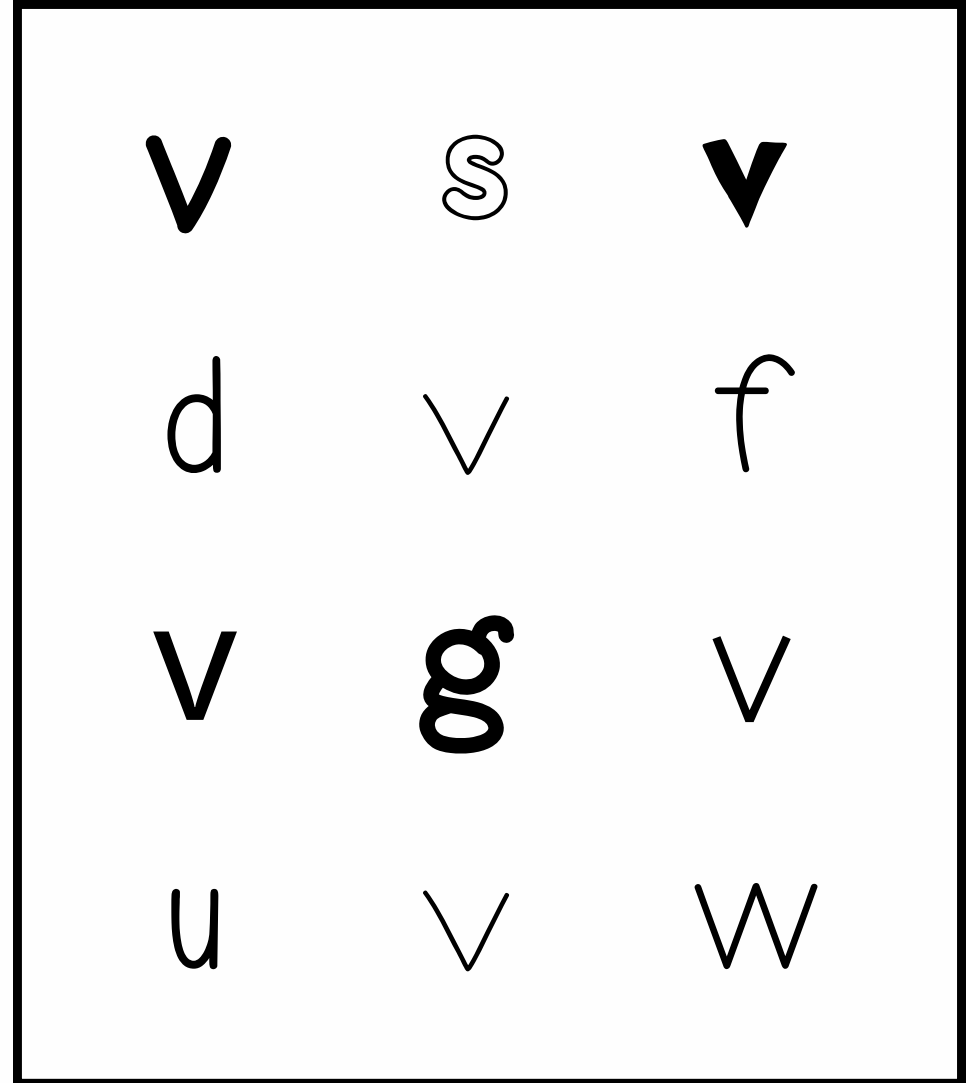
Say the name of the picture.


If it starts with V, color it.



Find & Circle

## Letter V

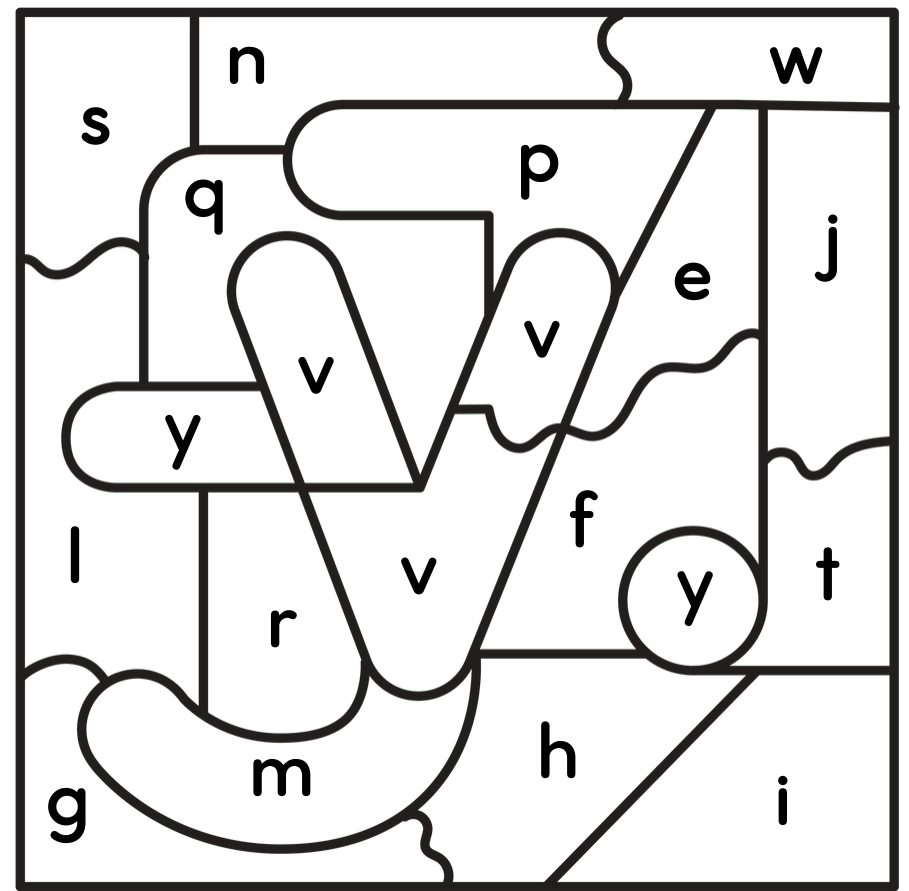




SAY IT &  
WRITE IT

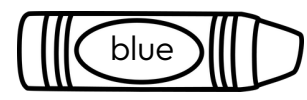
Handwriting practice lines for the letter 'V'. Each row consists of a solid top line, a dashed middle line, and a solid bottom line. The first row contains five dashed 'V' shapes for tracing. The second row contains five dashed 'V' shapes for tracing. The third row contains seven dashed 'V' shapes for tracing. The fourth row contains seven dashed 'V' shapes for tracing. The fifth row contains seven dashed 'V' shapes for tracing.

# COLOR BY LETTER



Say the letter in each space.  
Color the letter V blue. Color all other letters orange.

Letter V




All Other Letters



# Touch & Say


V V V





V V V



V V V



V V V



# LETTER MAZE

START




FINISH

# Cut & Paste

Starts with V	Does not Start with V


© Brightest Owl LLC



## My Letter



## Activity Book



© Brightest Owl LLC



## Printing Instructions

- 1 Print Pages 1-4 Double Sided.
- 2 Fold.
- 3 Have fun!

### Terms of Use

These resources are one small part of how we support your child at Brightest Owl, and they're shared directly with our families. We know parents love sharing helpful finds. Our website, phone number, and a good word are always okay to pass along. The support materials themselves are something we keep just for the amazing families we're lucky enough to work with, like yours.

- Please don't post this resource online or upload it to shared drives — it's part of our Brightest Owl family-only support.
- Please don't sell, redistribute, or modify this resource.

If you know someone who would love this resource, have them email [info@brightestowl.com](mailto:info@brightestowl.com) — we'd be happy to support them.